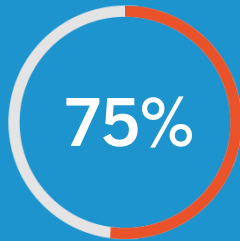


Securing Health Science Environments: Key Considerations

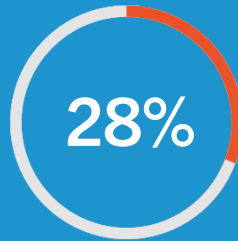


75% of all workplace assaults in the U.S. involve healthcare workers.³

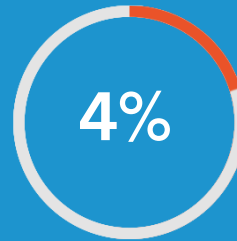
Workplace Violence in Healthcare



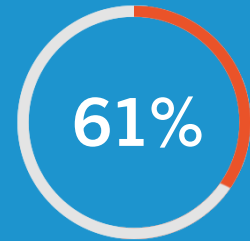
Of all workplace assaults are healthcare³



All incidents reported to law enforcement³



Total workplace homicides are from the industry¹



Female workers experience workplace violence²

Cost of Workplace Violence in Healthcare²

\$2.7 billion

Approximate cost of workplace violence in U.S. hospital and health systems²

\$280 million

Related to preparedness and prevention²

\$852 million

Cost in unreimbursed medical care for healthcare workplace violence victims²

\$1.1 billion

In security and training costs to better protect facilities, assets, and employees²

\$429 million

In medical care, staffing, indemnity, and other costs related to violence against hospital employees²

5 x likely

Health and Social workers are 5 times as likely to suffer a workplace violence injury than the average²

Hospitals, laboratories, medical offices, pharmaceuticals, and other science-based industries deal daily with extreme security risks and logistical challenges. Monitoring and securing entry and access points is a key to securing these environments.

¹ Fact Sheet | Workplace Violence in Healthcare, 2018 | April 2020." U.S. Bureau of Labor Statistics, U.S. Bureau of Labor Statistics, 8 Apr. 2020.

² Hazardous to Your Health: Violence in the Health-Care Workplace." ASH News, ASH Publications, Dec. 2018.

³ Violence Against Healthcare Workers Rising, State Lawmakers Told." Violence Against Healthcare Workers Rising, State Lawmakers Told |, 23 Sept. 2021.



Unique Challenges

Overcome the overwhelming with Smarter Security

Medical and research facilities are considered “soft targets” in terms of security. With many access points, large crowds, and limited security personnel, these facilities deal with an endless array of security risks and logistical challenges, such as medical equipment and gurneys that need to move freely in and out of an entrance or area.

In contrast, many areas within facilities may require restricted access, like operating rooms, laboratories, places that hold sensitive records, and pharmacies. With such diverse safety needs, a layered security strategy from the entrance to internal areas is necessary to provide a safe space for medical professionals and the people in their care.

1

Large Crowds and Large Objects Require Easy Flow

Hospitals and clinics’ security requirements must accommodate crowds and allow large objects such as gurneys, wheelchairs, and service animals ease of access through the lobby and entryways.

SOLUTION

With **Fastlane Glassgate 155** and the **Glassgate 400 Plus**, facilities can install wider lanes so as not to impede movement. As the industry leader in intelligent optical turnstiles, our lanes can accommodate objects up to 43” across, going well beyond the ADA 36” standard. This larger clearance helps ensure bulkier equipment can move freely through the lane without issue, and with our advanced side-by-side collision detection technology, organizations receive the same security and protection as they would with a standard 26” lane width.

2

Limited Security Personnel

Healthcare facilities often have limited security resources. With finite personnel on staff, security teams need equipment to perform as an extra set of eyes.

SOLUTION

Consider the ROI of informative security devices if you are designing a new security protocol for your facility or replacing an old one. With a lean security team, you need turnstiles to monitor entries, detect intrusion, and manage risk. Pairing turnstiles with third-party technologies such as card readers, biometric scanners, weapons detection devices, or our **SmarterLobby** software can increase the effectiveness of a reduced staff by alerting personnel of an issue rather than having a person standing around waiting for one.

3

Sensitive Data and Records

Medical and research locations store valuable records and data that could put scientific breakthroughs and confidential medical information at risk if an unauthorized person gains access.

SOLUTION

While securing entries and lobbies is crucial, you must also consider protecting internal areas. Server rooms, data centers, records storage, HR offices, and other areas that carry patient information or test results can put both patient and facility at significant risk. We suggest installing our **Door Detective Plus** model to protect these interior spaces, which can monitor both entry and exit. It detects tailgating attempts, which may be intentional or innocuous when someone holds a door open for someone trailing behind them, and direction violations whereby someone tries to proceed in an unauthorized direction. With multiple models to choose from, the Door Detective is cost-effective in minimizing risk by extending security to interior areas.

4

Workplace Violence

Physicians, public health officials, and other health care workers face a workplace violence crisis, which has intensified amidst the ongoing COVID-19 pandemic.

According to the Bureau of Labor Statistics, workers in healthcare and social service sectors experience the most violence of any industry. In 2018, the all-worker incidence rate for nonfatal occupational injuries involving days away from work from intentional injury by another person in the private healthcare industry was 10.4 per 10,000 full-time employees, compared to the all-worker incidence rate of just 2.1. Additionally, healthcare workers accounted for 73 percent of all violence-related nonfatal workplace injuries. While comprehensive data during the ongoing pandemic is not yet available, early evidence clearly indicates this has escalated during the pandemic, putting essential workers in constant danger. Healthcare employers must upgrade their security protocols to stop threats proactively and protect staff.

SOLUTION

For example, suppose someone tries to enter your facility with a weapon? Integrating Fastlane turnstiles with weapons detection technology and **SmarterLobby** can create a proactive security posture that can adapt permissions and automatically locks down all turnstiles in real time, impeding entry into the facility.



Door Detective Plus

- Internal CPU and PoE power
- IP communications to support remote configuration and population counting
- Unsurpassed tailgate detection



Health Check

Temperature screening checkpoints like the picture above have become standard fixtures in many doctor offices, research labs, nursing home facilities, hospitals, and clinics since the start of the pandemic. Testing before or upon entry is imperative to help reduce the spread of illness to a general population. Many organizations have had to redirect employees or hire additional personnel to accommodate this new function increasing the strain on staff and budgets.

To help alleviate this strain, our team has developed various flexible customizations to help our customers solve challenges that have directly resulted from the pandemic, including Smarter Security's new universal post mount solution, **SmarterMount**. SmarterMount is a versatile integrated post upon which an endless array of solutions can mount, such as infrared cameras, temperature scanning, signs, or sanitation dispensers. SmarterMount can be purchased as an option with new orders or a retrofit for thousands of existing Fastlane turnstiles.



Watch our latest video from the 2022 AIHSS convention in Reno featuring our Fastlane Glassgate 150 with facial recognition and hand sanitizer dispenser on SmarterMount.

Designing Your Secure Space

Customizing your environment to meet your security needs and challenges is critical to any organization considered at risk or a soft target. Smarter Security's solutions are designed to work harmoniously with each other along with any other third-party technology to provide the best protection for your staff, the people in your care, as well as your information and assets. Here are just a few actions of how we can help monitor and proactively protect your facility from developmental threats.



1

SECURE ENTRANCES WITH OPTICAL TURNSTILES

Fastlane offers two exclusive models of turnstiles that feature wider lanes to accommodate typical pedestrian traffic and extra-wide objects, the **Glassgate 155** and **Glassgate 400 Plus**.

Highlights of these models include:

- Monitor movement with pinpoint accuracy; as close as ¼" apart
- Up to one person per second throughput
- IP-enabled control from any device
- Dual glass swing barriers, available in four height options
- Available with locking barriers, and bullet resistant glass (**SmarterGlass**)

2

3

EMERGENCY MANAGEMENT

The ReconaSense mobile safety applications send security response requests to employees, staff, and designated stations during an incident. In one touch, they can provide safe/not safe updates with a GPS location in real-time, giving organizations a centralized view into the location and safety of their population for unprecedented flexibility and visibility in emergencies.

4

CLEAN ROOMS

Clean Rooms store expensive medicine and other assets that can be a significant financial loss and dangerous if someone were to steal or improperly use the contents. Even when customarily locked, a standard door is not effective at controlling and monitoring who enters and exits. **Door Detective** can assure only verified persons gain access to materials that need specific handling and tracking.

5

SERVER AND RECORDS ROOMS

Health science sectors rely on data centers either off-site at purpose-built facilities or on-site server rooms within their premises to store confidential information and other critical IT assets. This reliance makes them a highly desirable target for external as well as insider threats wanting to cause disruptions. With **ReconaSense**, risk-adaptive access control detects suspicious behavior with real-time statistical analysis to quicken reaction times.

6

LABORATORIES

Laboratories store sensitive equipment, research data, and more. Lost results and samples can't be recovered, making their protection essential to the healthcare and research industries. **Door Detective** can be partnered with door locks, keypads, and security cameras with the integration of **SmarterLobby** or other access control.

With Smarter Security's advanced line of intelligent products, structures such as hospitals, pharmacies, blood banks, medical offices, laboratories, etc., can protect their assets and incur substantial savings by connecting all sources into an easy-to-manage unified system.



To schedule a free consultation or to learn more, call us at
1.800.943.0043

About Smarter Security

Smarter Security markets the world's most intelligent Entrance and Access Control solutions. Fastlane turnstiles, Door Detectives and SmarterLobby harness the power of neural network technology to provide unrivaled intelligence to pedestrian access control. We secure more than half of the Fortune 100, providing security solutions known globally for high reliability at a lower total cost of ownership. Visit www.smartersecurity.com.

For more information, email us at info@smartersecurity.com or call us at **800.943.0043**

Locations

CORPORATE HEADQUARTERS

110 Wild Basin Rd., Ste 200
Austin, TX 78746

NYC EXPERIENCE CENTER

390 Fifth Ave., Ste 708
New York, NY 10018

[Virtual Tour](#)



Smarter Security

More intelligent. More secure.



© 2021 Smarter Security.
Smarter Security is a registered trademark of Smarter Security, Inc.
Fastlane and Door Detective are registered trademarks of Integrated Design, Ltd.



Smarter Security is an American company
headquartered in Austin, Texas.