



## IP technology for entry control

Fastlane Multilane Controller is a touchscreen interface to easily manage multiple lanes of Fastlane turnstiles. It leverages the network connection of Fastlane Connect to bring more powerful control to Fastlane installations.



### Description

Multilane Controller communicates with Fastlane turnstiles using IP over Ethernet and can monitor and control up to 63 lanes. With the network connection, managed lanes can be on the other side of the building, across the campus, or in any facility around the world. Any combination of IP-enabled Fastlane turnstiles can be managed with one unit.

Multilane Controller is an intuitive touchscreen display that is available in one of two form factors. It is available as a desktop unit fashioned with Corian ends to complement standard Fastlane tops. It is also available as a console that can be flush-mounted within a panel or desktop of a security desk.

To minimize cable runs, Multilane Controller is powered by Power over Ethernet (PoE) and comes with a PoE injector.

### Operation

Lane displays are grouped in sets up to eight and visually mimic the configurations and models installed for ease of identification. Entry and exit statuses and operation mode are all viewable and selectable by lane and visual alarms identify the lane in alarm.

Population or occupancy counts are available with the Multilane Controller and apply for all lanes connected to the unit unless individual lanes are turned off. This population count is possible when "card out" and "free exit". Limits can be set to the counts on the lane enhancing both security and safety in emergency situations.

#### Easy

- IP communications
- Intuitive user interface
- Control and monitor up to 63 lanes

#### Accurate

- Accurately assesses traffic through the lanes
- Tabulates building population count and alarms a count over threshold
- Displays individual lane data
- Provides instant feedback of traffic flow and incidents

#### Elegant

- Matches Fastlane turnstile standard designs
- Dual form factors for different requirements

#### Powerful

- High processing speed reduces traffic build-up
- Online configuration

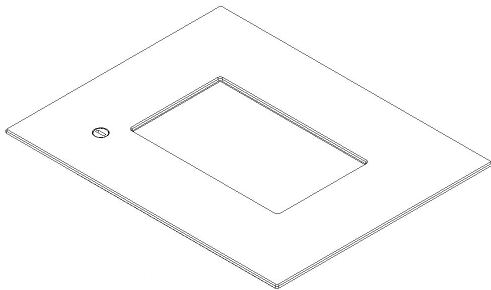
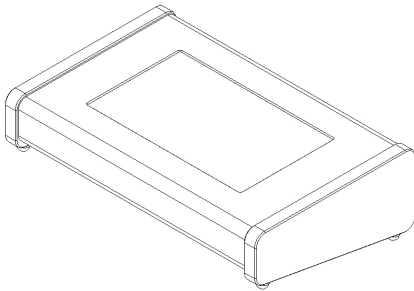


Accessories

# Fastlane Multilane Controller

## Consoles

Two options are available - desktop or flush mount.



## Technical specifications

### Desktop console dimensions

- Height: 2.9" (73mm)
- Width: 6.3" (160mm)
- Length: 10" (254mm)
- Weight: 5.5 lbs (2.5kg)

### Flush mount dimensions

- Height: 1.6" (41mm)
- Width: 9.1" (230mm)
- Length: 11.4" (290mm)
- Weight: 3.3 lbs (1.5kg)

### Display size

- Width: 3.8" (96mm)
- Length: 6.2" (157mm)

### Power Supply (included)

- PoE Injector
- Height: 1.4" (36mm)
  - Width: 5.9" (150mm)
  - Length: 2.6" (65mm)
  - Approvals: UL E127643

### Power requirements

- 24 V DC, 0.5 A

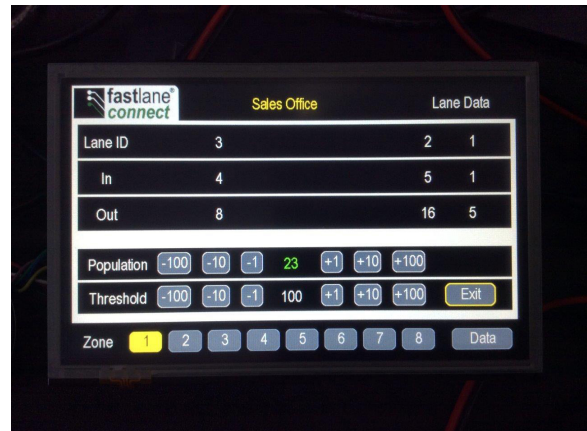
### Environmental

- Temperature: 41° to 122°F (5° to 50°C)
- Humidity: 5 to 95% non-condensing
- Sealing: IP 20 internal building applications only

Due to continuous improvements, specifications are subject to change without prior notice.

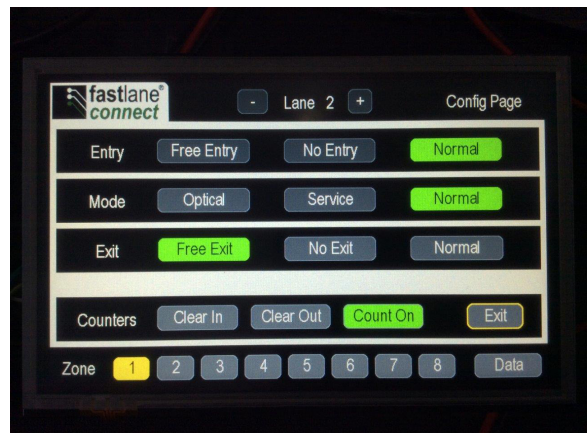
## Data screen

Showing population counts



## Lane configuration screen

Showing lane mode and statuses



With thousands of systems installed on 6 continents, Fastlane is a world leader in elegant and intelligent optical turnstiles.

Fastlane is a registered trademark of IDL, 1995.

