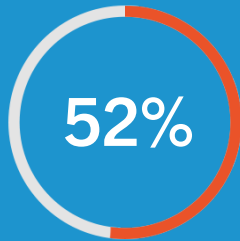


Securing Corporate Environments: Key Considerations

One-third of business bankruptcies in the US are caused by employee theft. Total business losses from these bankruptcies amount to \$50 billion annually.¹

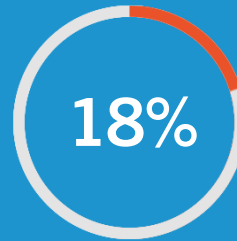
Types of Employee Theft



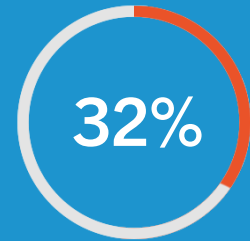
Theft of office supplies



Theft of time



Theft of corporate intelligence



Theft of products and services

Cost of an Insider Threat²

\$307,111

Average cost per incident if a threat involves a negligent employee or contractor

\$871,686

Average cost per incident if a threat involves an imposter or thief who steals credentials

\$755,760

Average cost per incident of threats caused by criminal and malicious insiders

77 days

Average time to contain an insider threat incident

\$17.92 million

Average spent by large organizations to resolve insider-related incidents in 2019

\$7.68 million

Average spent by small-sized organizations to resolve insider-related incidents in 2019

Intelligent entrance and access control solutions are increasingly being sought out to reduce risk and combat ever changing threats in corporate facilities and multitenant highrises.

¹ CompareCamp May 29, 2020- 39 Employee Theft Statistics: 2020/2021 Impact & Costs to Business

² Ekran September 11, 2020- Cybersecurity Breaches Caused by Insiders: Types, Consequences, and Ways to Prevent Them



Unique Challenges

Considering entrance control for corporate environments.

Corporate environments need to strike the right note between making a good first impression and ensuring their responsibilities to staff and visitors are met.

To prevent disruption to the flow of people, minimize inconvenience to users and ensure that a lobby still feels open and welcoming, the right entrance control solution needs to be selected to provide the necessary level of security together with the required design aesthetic.

Space might often be at a premium in lobbies but, with threats and risks growing and changing rapidly, the demand for access control to secure open lobbies and office environments has increased around the globe, with organizations wanting their employees to feel safe in their places of work. Let's begin by looking at some of the common vulnerabilities facing corporate environments.

Common Vulnerabilities

There are four major areas of vulnerability facing offices which you need to avoid. Let's look at these in more detail and consider ways to prevent them.



Your facility doesn't appear secure

Consider what assessment someone looking in from the outside would make about your building.

When scoping a potential target, the first thing to be scrutinized by a criminal will likely be the entrance points, especially if your building is busy with deliveries, staff, and visitors all coming and going. They will consider how difficult it would be to enter the facility undetected, looking at whether you have an entrance control system, security guards, or a manned reception desk, for example.

2

Your building doesn't have adequate security

It's no good having security measures which look impenetrable if they don't actually do the intended job.

If you are designing a new security system for your building, you have the opportunity to create something which perfectly suits your requirements. Often, however, organizations don't have the opportunity to design their own, instead inheriting a legacy system which wasn't specifically designed with your requirements in mind and therefore isn't really fit for purpose.

3

Your internal doors aren't secured

The focus is often only on securing the main entry points. Don't forget internal doors.

While securing these main entry points is vital, you also need to consider adequate protection for your internal spaces such as your data center or HR office. These are critical to the functioning of your organization and may house sensitive data which you wouldn't want falling into the wrong hands.

4

Employees could unintentionally be your biggest weakness

You might have a robust security system but, your employees could leave your building exposed unknowingly.

Be wary of people following someone through an open door unauthorized. Collusion by staff occurs when individuals purposefully let someone in through a secured point who otherwise wouldn't gain access. This can be intentional or just an employee 'being kind' by letting someone through a controlled access point whom they believe is harmless. This can cause incredible harm to your business.

\$11.45
MILLION

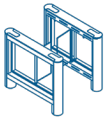
**Average annual cost of
insider threats**



Key Considerations When Choosing Entrance Control

So, you know you want an entrance control solution to better protect your building and the people and assets within it but, with so many options to choose from, it can be difficult to know where to begin.

To ensure you choose an entrance control solution that is suitable for your corporate environment and its users, ask yourself these questions:



HOW MANY TURNSTILES DO I NEED?

Think about the number of people entering and exiting the facility, and don't forget about the required throughput, or flow of people, during peak and off peak times. Typically, the larger the entrance area, the more turnstiles will be required. But, you also need to consider where the people are moving to beyond the turnstiles. There is no point in creating an entrance control system capable of processing 200 people into a foyer with only one elevator.



WHO USES THE AREA?

Keep in mind the people using the building, such as permanent staff, visitors, children, people with reduced mobility, delivery drivers, etc. Should everyone entering/exiting the facility have access to all areas beyond the turnstiles? Or will you also need to secure other areas of the building, such as a server room, and only grant access to specific individuals? Do you need to have the capability to arrange temporary access for visitors or contractors? How will these people be processed?



WHAT LEVEL OF SECURITY IS REQUIRED?

What are you protecting? Your building, people, assets, data, all of these? If you understand the value of what you're protecting, and the risks associated with an intruder, you can determine the level of security you require. Question whether you need to physically deter unauthorized access attempts, or just monitor the flow of people in and out of your facility, and consider what barrier height is most suitable. The higher the barrier, the higher the security but, the aesthetic of the turnstiles needs to be in keeping with the environment they are securing.



WHAT FUNCTIONS ARE THEY REQUIRED TO PERFORM?

Through product integrations, turnstiles can perform a variety of other functions, connecting existing disparate systems, delivering time and space efficiencies, gathering real time building population data, and recording live video of turnstile use and security events. Do you have an existing access control system which needs to be integrated with the turnstiles? Is there a requirement to integrate other building management systems, such as HVAC, CCTV or elevator displays? What about an app which allows you to control your turnstiles remotely?

Is there a requirement for other integrations, such as enhanced active shooter protection with [ballistic resistant glass barriers](#)?

The integration gaining most interest at present is, unsurprisingly, [touchless entrance and access control solutions](#). Do you need to consider infection control?



HOW DO I WANT THE TURNSTILES TO LOOK?

You can tailor the look of turnstiles to reflect your organization's brand. When considering design, think about the environment the turnstiles will be in, what finish would complement the style of the building metal type, paint color, natural wood, etc. Do you wish to feature your company logo or brand colors? Working with such an array of different finishes allows us to produce some truly individual turnstiles.



WHAT'S THE TOTAL COST OF OWNERSHIP?

Cost considerations of an entrance control system should take in more than just the purchase and installation costs. Other things to think about include electricity usage, maintenance requirements, reliability, and warranty, to give you the total cost of ownership (TCO) and a holistic view of the better value purchase.

Only a Superior Level of Security will Suffice

Monitoring the throughput of access controlled doorways, corridors and passageways, Door Detective prevents tailgating and ensures that the 'one person one access' rule is met, monitoring the number of people passing through an access controlled doorway and in which direction. This additional level of security provides management with the reassurance that only authorized visits are being made to these high risk areas and that sensitive information will not be compromised through a physical breach.



Look Beyond Your Lobby

Having a bank of security turnstiles at the front door will prevent unknown individuals from entering your building beyond reception, but this won't prevent authorized individuals within your organization or approved external contractors such as service engineers, temporary staff, or cleaners from being able to access sensitive areas of your facility. No matter how rigorous your background checks, a belt and suspenders approach to securing your executive suite, server room and even fire escapes, is the most effective way to minimize any risks. This is where Door Detective comes into its own.

Door Detective operates seamlessly with both pedestrian access control and building management systems to provide a superior level of security and detection on internal doors, for areas such as:



SERVER ROOMS

In this digital age, enterprises of all sizes and sectors rely on data centers either off-site at purpose built facilities or on-site server rooms within their own premises to store large amounts of networked computers, confidential information, and other critical IT assets.

This reliance on server rooms and data centers makes them a highly desirable target for criminals and terrorists wanting to cause widespread disruption for organizations.



EXECUTIVE SUITES

Increasingly, the need for entrance control on internal doors to executive suites housing the top managers of a business as well as confidential information is being recognized.

A standard door, even when normally locked, is not effective at controlling and monitoring who enters and exits. Once doors are open, more than one person can enter undetected through a standard door, also known as tailgating.



FIRE ESCAPES

An emergency exit held open by a fire extinguisher is a common sight, and is also an open invitation.

Fire exits are not as straightforward as you first think. After all, there are many options to consider and there are rules surrounding the hardware you can fit and where. You need to consider both safety and security as the emergency exit needs to remain unlocked to allow for quick egress, but this presents an opportunity for theft, arson, or security breaches if it is left unsecured.

Door Detective Models



Door Detective Classic

- Higher-end aesthetics
- Beams can rotate to extend across hallways without door jam mounting
- Internal CPU with an external 12 VDC power supply



Door Detective Compact

- Most economical model
- Smallest footprint
- External CPU and 12 VDC power supply



Door Detective Plus

- Internal CPU and PoE power
- IP communications to support remote configuration and population counting
- Unsurpassed tailgate detection

55 Hudson Yards

CUSTOMER PROFILE

Location


New York City, New York

Industry

1.3-million-square-foot office building

Product

Fastlane® Plus 400 MA



This engineering design afforded us greater efficiencies in deployment as well as saving time and money....

- Brad Stewart, Project Management Professional for Design and Construction at The Related Companies, L.P.

Touchless Entry Defines Security at 55 Hudson Yards

55 Hudson Yards' demanded a first-class technological solution, which called for a biometric integrated turnstile solution that enhanced user throughput while authenticating and preventing unauthorized entry. The solution was clear; Smarter Security's Fastlane® Plus 400 MA model turnstile combined with IDEMIA's MorphoWave® touchless 3D fingerprint technology.

Smarter Security offers an integrated treatment that seamlessly embeds the MorphoWave hardware into the base unit of most Fastlane turnstile models, providing a convenient point of integration and field deployment. "This engineering design afforded us greater efficiencies in deployment as well as saving time and money, which would have been spent building a custom design from the ground up. This design efficiency allowed us to deploy an advanced biometric entry control system in a short time."

Feedback from visitors and end-users have been very favorable to the project. Stewart added "the deployment of "touchless" technology proved to be on a multitude of people's wishlists, even before the pandemic, which adds value to forward-thinking and planning. By design, this project reduces contact points in heavily traveled areas and is well received as a method to improve hygiene."



The Proof is in the Numbers...

A new 31-story high-rise on Wacker Drive, the longest multilevel street in downtown Chicago was looking to streamline their security staff operations. With over 2,500 tenants and 200+ daily visitors, selecting the right entrance control strategy that would allow for a high speed of entry was a critical factor in them choosing the Fastlane Glassgate 200 to authenticate tenants and visitors. This decision resulted not only in a faster throughput but after 5 years a 262% return on their investment.

To meet entrance control demands the high-rise management had to maintain a security staff of at least seven on duty during peak hours of the day. Security officers were stationed at elevator bays to monitor tenants scanning badges, while desk staff handled visitors. This method of security proved ineffective at times, allowing a significant risk of unauthorized entry causing vandalism and theft, and was a considerable expense in the facilities budget.

Three lanes of Fastlane® Glassgate 200 turnstiles were installed at both elevator bays to reduce the need for security guards stationed at either bay. Now only three security officers stationed at the security desk automates the entire entry process. Integrated barcode/proximity readers authenticate tenants and visitors providing a faster, more accurate flow of people into the building.

Fastlane turnstiles greatly improved security for this high-rise and tenants loved the upgrade. These benefits came from a strategic investment that was paid back in only 20 months, delivering a significant return on investment of 262% after five years.

CUSTOMER PROFILE

Location

Wacker Drive
Downtown Chicago, Illinois

Building

Class A High-rise

Product

Fastlane® Glassgate 200



262%

Return on Investment
after 5 years

About Smarter Security

Smarter Security is North America's preeminent security company for Entrance and Access Control. Unlike other solutions, our Fastlane® turnstiles, Door Detective®, SmarterLobby, and ReconaSense® all harness the power of advanced neural network technology to provide unrivaled intelligence to pedestrian access control. We provide seamless security for some of the world's most iconic buildings, including over 50% of the Fortune 100 and thousands of commercial, campus, and government lobbies. With Smarter Security, organizations achieve a layered security strategy with a lower total cost of ownership. Visit www.smartersecurity.com.

For more information, email us at info@smartersecurity.com or call us at **800.943.0043**

Locations

CORPORATE HEADQUARTERS

110 Wild Basin Rd., Ste 200
Austin, TX 78746

NYCEXPERIENCE CENTER

390 Fifth Ave., Ste 708
New York, NY 10018



Smarter Security

More intelligent. More secure.



© 2021 Smarter Security.
Smarter Security is a registered trademark of Smarter Security, Inc.
Fastlane and Door Detective are registered trademarks of Integrated Design, Ltd.



Smarter Security is an American company
headquartered in Austin, Texas.