



# Security with Style

Customization Options for Fastlane® Turnstiles



# Entrance Control

## Reimagined

Fastlane turnstiles lead the industry with customization options that allow buildings to set the tone for a safe and efficient lobby.


Elevate your lobby security with Fastlane turnstiles, where precision-engineered entrance control meets modern design. Our customizable options—ranging from unique pedestal shapes and premium finishes to bespoke graphics—allow architects to transform security barriers into elegant elements that enhance visitor experiences while maintaining uncompromising protection.

### Engineering Excellence: The Fastlane Foundation

Every Fastlane turnstile embodies precision engineering and masterful craftsmanship that redefines industry standards. Before exploring customization options, it's important to understand the exceptional quality engineered into every standard unit.

- **Premium Construction:** 304 stainless steel with sophisticated horizontal grain finish, delivering unmatched durability with timeless elegance.
- **Glass Design:** 10mm toughened safety glass barriers providing superior clarity and strength compared to industry-standard 8mm barriers.
- **Precision Engineering:** Meticulous craftsmanship with precision welds and seamless joints.
- **Intelligent Processing:** Advanced microprocessors with beam infrared matrix with **detecting accuracy to 1/4"** and **one person per second throughput**.
- **Environmental Leadership:** Low voltage design consuming just 421kW hours annually while maintaining peak performance.

While others treat premium features as upgrades, we make excellence standard. From this foundation, we offer extensive customization to align with your unique vision.



## Elevate Your Space

Transform your entrance from functional to extraordinary with Fastlane's comprehensive suite of customization options.

- |  |   |
|--|---|
| <b>1</b> <b>Finishes:</b> Rimex® metals, woods, and powder-coated paints to match brand colors | <b>4</b> <b>Glass Accents:</b> Frosted glass, logos or decorative accents             |
| <b>2</b> <b>Tops:</b> Corian® inserts, back-painted glass, metals and integrated displays      | <b>5</b> <b>Pedestal Modifications:</b> Longer, wider, taller or in different shapes. |
| <b>3</b> <b>End Caps:</b> Square or rounded ends with sharp or radius corners                  | <b>6</b> <b>Technical Integrations:</b> Adaptive for 3rd-party technical integrations |




1

Premium Finishes

Fastlane delivers an unmatched level of aesthetic refinement with seamless, screw-free surfaces that create a sophisticated first impression. Our comprehensive range of finish options allows you to perfectly align security with your architectural vision while maintaining the highest standards of quality and durability.

RIMEX METAL FINISHES

Rimex metals offer an extensive portfolio of textures and colors, enabling perfect alignment with custom lobby designs and branded environments. Explore how these finishes can spark ideas for your architectural vision.



WOOD FINISHES

Premium wood finishes can bring warmth and luxury to corporate spaces while maintaining robust security functionality. Below are examples from our engineered wood portfolio.



POWDER-COATED FINISHES

The internationally standardized RAL system unlocks over 1,800 precisely defined colors, ensuring your entrance control solution harmonizes perfectly with any architectural vision.



2&3

Tops and End Caps

The uppermost surfaces and end sections of Fastlane turnstiles offer prime opportunities for both practical customization and design enhancement. Our versatile options seamlessly integrate essential functionality while elevating the overall aesthetic impact.

- Standard Deep Black Quartz Corian tops with concealed reader integration
- Premium material options including glass, stone and custom Corian colors
- Square or round end cap profiles with optional LED status indicators
- Integrated mounting solutions for access control devices
- Multiple corner radius options to match architectural style



4

Glass Barriers

Take your entrance beyond basic security with glass barriers that make a statement. Each barrier becomes an opportunity to reinforce your brand identity while maintaining the transparency and elegance that Fastlane is known for.

- Low-iron glass options for crystal clarity
- Custom widths to complement wider-lane options
- Decorative patterns and frosting options
- Corporate logo integration



## 5

## Pedestals

Build the perfect foundation for your entrance control system with pedestals engineered to your specifications. Each modification maintains our industry-leading detection capabilities while adapting to your unique architectural and operational requirements.

- Custom widths for specialized applications
- Extended length options for additional technology
- Modified heights to match architectural requirements
- Special mounting solutions for unique spaces
- Customized shapes and profiles
- Integrated third-party hardware positioning



# Transformations that Make a Statement

## Customize Your Vision

Transform standard turnstiles into stunning entrance solutions that complement your space and wow your visitors. From sleek metallic finishes and distinctive pedestal designs to customized barrier glass, Smarter Security's Fastlane turnstiles can be tailored to match your architectural vision while maintaining the highest levels of security. View our most popular models below with their custom variations to inspire your next project.

### Fastlane Glassgate 150

STANDARD



CUSTOMIZED




### Fastlane Plus 400 MA

STANDARD



CUSTOMIZED



## 6

## Technical Integration

Create an intelligent security hub by leveraging Fastlane's comprehensive integration capabilities. Our turnstiles serve as sophisticated platforms that seamlessly incorporate advanced technologies while maintaining sleek aesthetics and reliable operation.

- Multi-technology credential readers
- Advanced biometric systems
- Elevator dispatch interfaces
- Video surveillance integration
- Weapons detection systems
- Time-sensitive visitor management
- Network monitoring capabilities



## About Smarter Security

Smarter Security is North America's preeminent security company for Entrance Control security. Unlike other solutions, our Fastlane® turnstiles and Door Detective® products all harness the power of advanced neural network technology to provide unrivaled intelligence to pedestrian access control. We provide seamless security for some of the world's most iconic buildings, including over 50% of the Fortune 100 and thousands of commercial, campus, and government lobbies. With Smarter Security, organizations achieve a layered security strategy with a lower total cost of ownership. Visit [www.smartersecurity.com](http://www.smartersecurity.com).

For more information, email us at [info@smartersecurity.com](mailto:info@smartersecurity.com) or call us at 800.943.0043

## Locations

### CORPORATE HEADQUARTERS

9390 Research Blvd Suite II-110  
Austin, Texas 78759



[www.smartersecurity.com](http://www.smartersecurity.com) | 800.943.0043

© 2025 Smarter Security.  
Smarter Security is a registered trademark of Smarter Security, Inc.  
Fastlane and Door Detective are registered trademarks of Integrated Design, Ltd.



Smarter Security is an American company headquartered in Austin, Texas.